

Deposit Payment URL: <https://online.campuscommerce.com/signin/4LPPM>

1.) Create a username & password

**Weill Cornell Medicine**  
Student Finance & Records  
Weill Cornell Medicine Payment Portal

**nelnet**  
CAMPUS COMMERCE

es Español ? Customer Service

---

## Weill Cornell Medicine- Payment Portal

Welcome to the Weill Cornell Medicine Payment Portal

To submit a payment, you will need to first click on the 'Create a username & password' button to set up your account.

Once your account is created, you will Sign In and submit your payment as needed.

Having difficulties? Check our FAQs: <https://studentservices.weill.cornell.edu/student-accounting/general-information/faq>

**Have an account?**  
[Sign in now.](#)

**Sign in**

**New Account**  
[New user? Create an online account.](#)

**Create a username & password**

[Having difficulties? Check our FAQs.](#)

---

NBSWEBTST202  
v18.11.10102.11055

Customer Service | [Terms of Use](#) | [Privacy & Security](#)

© 2001-2019 Nelnet, Inc. and Affiliates. All Rights Reserved.

2.) Enter Email Address to create account. Select Next.

**Weill Cornell Medicine**  
Student Finance & Records  
Weill Cornell Medicine Payment Portal

[Español](#) | [Customer Service](#)

---

## Create Account

Please enter your e-mail address.

**E-mail Address\***

**Next** **Cancel**

[Do not have an e-mail address?](#)

---

A-AB-0-47  
v18.11.11218.11216

[Top of Page](#) | [Customer Service](#) | [Terms of Use](#) | [Privacy & Security](#)  
© 2001-2018 Nelnet, Inc. and Affiliates. All Rights Reserved.

3.) Select Create a new Nelnet account.



[Español](#) [Customer Service](#)



Welcome! Thank you for using Nelnet.  
Please take a few moments to create a user account.

[Create a new Nelnet account](#)

[Already have an account with Nelnet?](#)

NBSWEBTST203  
wv18.11.11218.11216

[Customer Service](#) | [Terms of Use](#) | [Privacy & Security](#)  
© 2001-2018 Nelnet, Inc. and Affiliates. All Rights Reserved.

4.) Complete the contact information below.



[Español](#) [Customer Service](#)

### Create Account

#### Contact Info

Student ID\*  [What is this?](#)

#### Name

Prefix

First Name\*

Middle Name

Last Name\*

Suffix

#### Address

Country\*

Address Line 1\*

Address Line 2

Add another address line

City\*

State\*

Zip\*

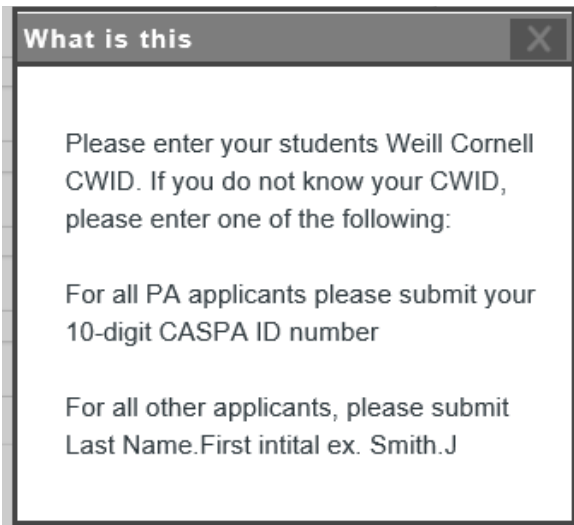
Time Zone\*

#### E-mail

E-mail 1\*

[Add another e-mail address](#)

5.) For Student ID – please see the below memo.



6.) Once all contact information has been completed, select Next at the bottom of the page.

#### Phone Numbers

At least one phone number is required.

Daytime Phone	US ▼	<input type="text"/>	Ext.	<input type="text"/>
Evening Phone	US ▼	<input type="text"/>	Ext.	<input type="text"/>
Mobile Phone	US ▼	<input type="text"/>		

I certify that I am the subscriber to the provided cellular or other wireless number. To stay informed and receive the best service, I authorize Nelnet and its representatives and agents to contact me regarding my account at any current and future numbers that I provide for my cellular telephone or other wireless device using automatic dialing systems, artificial or prerecorded messages, and/or SMS text messages. I understand that standard message and data rates may be charged by my service provider(s). By clicking 'Next' below, you agree to such contact related to your account.

|

7.) Now you will see your account. Select the green 'Make a Payment' button.

The screenshot shows the Netnet user interface. At the top right, there are logos for 'nelnet CAMPUS COMMERCE', 'Español', and 'Customer Service'. The navigation bar includes 'Home', 'My Profile', and 'Financial Accounts', along with a notification bell, a lock icon, and 'Signed in as' followed by a blue box. Below the navigation bar, the user is greeted with 'Hello' and a blue box. The main content area is divided into two sections. The left section is titled 'Online Payments' and features a green 'Make a Payment' button, which is pointed to by a red arrow. The right section is titled 'Audrey Emaus' and lists several options: 'TestAccount1@factsmgt.com', 'Register to receive text services on your mobile phone.', 'MasterCard - 1111', and 'Want to allow a friend or family member to pay toward your balance? Add an Authorized Party.'. At the bottom of the page, there is a footer with the text 'NBSWEBST203 v18.11.10102.11055' on the left and 'Customer Service | Terms of Use | Privacy & Security © 2001-2019 Nelnet, Inc. and Affiliates. All Rights Reserved.' on the right.

8.) Select the 'International Medical Student Education' account in the dropdown below.

The screenshot shows the 'Make A Payment' flow. At the top right, there are logos for 'nelnet CAMPUS COMMERCE', 'Español', and 'Customer Service'. The navigation bar includes 'Home', 'My Profile', and 'Financial Accounts', along with a notification bell, a lock icon, and 'Signed in as' followed by a blue box. Below the navigation bar, the user is greeted with 'Make A Payment' and a blue box. The main content area is divided into three steps: '1 Select A Payment', '2 Payment Method', and '3 Receipt'. Below the steps, there is a question 'Which account(s) would you like to pay?' followed by a dropdown menu with the text '-Select-' and a red arrow pointing to it. At the bottom of the page, there are two buttons: 'Cancel' and 'Next - Payment Method'.

9.) Enter the amount to pay in the correct 'Account Payment Amount.' Then Select 'Next – Payment Method' button at the bottom of the page.

**Which account(s) would you like to pay?**

International Medical Student Education ▼

International students can select the appropriate fee for application.  
Only after you receive an Acceptance Letter, elective fees will be required in the amounts listed.

[Want to designate another payer?](#)

**Enter Amounts to Pay**

ACCOUNT	TERM	PAYMENT AMOUNT
Application Fee \$300	International Medical Student Education	\$ <input type="text" value="Enter Amount"/>
Elective Deposit \$500	International Medical Student Education	\$ <input type="text" value="Enter Amount"/>
Elective Fee \$1000	International Medical Student Education	\$ <input type="text" value="Enter Amount"/>
Elective Fee \$1500	International Medical Student Education	\$ <input type="text" value="Enter Amount"/>
Elective Fee \$2000	International Medical Student Education	\$ <input type="text" value="Enter Amount"/>
Elective Fee \$3000	International Medical Student Education	\$ <input type="text" value="Enter Amount"/>

PAYMENT AMOUNT \$0.00

[Cancel](#)

10.) Select your payment method.

**Payment Method**

- Bank Account
- Credit / Debit Card

**Total Amount**

Institution Amount \$500.00

Total \$500.00

[Cancel](#)

11.) Enter Payment Information and select 'Save & Continue' when finished.

### Payment Method

- Bank Account
- Credit / Debit Card

---


#### Bank Account Details


All fields are required

Account Holder Name

Bank Name

Account Type  Checking  Savings

Routing Number 

Account Number 

---

Save bank account to My Profile for future use?

Cancel

Save & Continue



12.) Select green 'Pay \$ Now' Button to submit deposit payment.

Well Cornell Medicine  
Student Finance  
& Records

nelnet  
CAMPUS COMMERCE

es Español ? Customer Service

Home My Profile Financial Accounts

Signed in as [redacted]

## Make A Payment

1 Select A Payment 2 Payment Method 3 Receipt

### Payment Method

MasterCard ending in 1111  
or Add a New Account

[Nelnet Returned Payment Fee Policy](#)

#### Payment Method Disclosure

Card transactions for Weill Cornell Medicine- Payment Portal are processed by Nelnet Campus Commerce, USA.

### Total Amount

Institution Amount \$ [redacted]

Total \$ [redacted]

A transaction receipt will be sent to: [redacted]

### Authorization

By clicking the Pay Now button, you authorize Nelnet to process this payment from the financial account identified above.

**This is an immediate payment and cannot be canceled.**

Cancel **Pay \$2,000.00 Now** ←

NBSWEBTST203  
v18.11.10102.11055

Customer Service | Terms of Use | Privacy & Security  
© 2001-2019 Nelnet, Inc. and Affiliates. All Rights Reserved.

13.) Once payment is successfully processed, you will receive a payment confirmation.

 Print



Thank You

Your payment for \$[redacted] has been authorized and submitted.

A transaction receipt was sent to [redacted]

[Proceed to Home](#)

Summary	
Institution	Weill Cornell Medicine- Payment Portal
Customer	[redacted]
Student ID	[redacted]
Payment Date	02 Jan 2019
Account Holder Name	[redacted]
Account	[redacted]
Institution Payment Amount	\$[redacted]

This is an immediate one-time payment and cannot be canceled. If you have any questions, contact Nelnet at (800)609-8056.

Authorization 